

Catalog Number
Notes
Type

FEATURES & SPECIFICATIONS

INTENDED USE — The adjustable LED Gimbal downlighting module is 80% more efficient than incandescent luminaires, performing for 35,000 hours or more with exceptional energy efficiency and near zero maintenance. Multiple trim finish options are available to pick the style that matches the décor for any office or home. The LED Gimbal is intended for sloped ceiling applications, grazing textured surfaces, wall washing, and highlighting artwork or other architectural features. Retrofits into most existing recessed downlighting installations or new construction and remodel applications.

CONSTRUCTION — Spun steel gimbal reflectors with 180° of rotation and at least 35° of adjustable tilt in both directions. Driver affixed to a static yoke to allow maximization of LED light engine rotation and pivot movements.

OPTICS — Diffused lens at end of mixing chamber to provide even light distribution for general illumination, equivalent to 65W incandescent flood lamp.

Wide flood beam angle at >90°. CRI >90. Equivalent to 65-watt incandescent. The LED module maintains at least 70% light output for 35,000 hours.

ELECTRICAL — Primary power disconnect provided for simple connection to a dedicated LED connector in the housing. Dimming down to 15%. For compatible dimmers, refer to [Compatible Dimmers Chart](#).

INSTALLATION — Suitable for installation in standard height rough-in sections. E26 socket adaptor (except in the state of California for configurations specified in footnotes on ordering information) and splice kit ships standard. This enables easy installation or permanent conversion to an LED source for Title 24 compliance. Trim retention is achieved by utilizing two side-mounted torsion springs to ensure a consistently tight fit with the ceiling and easy installation.

LISTINGS — CSA certified to US and Canadian safety standards. ENERGY STAR® certified; California T24 compliant. Damp location listed.

WARRANTY — 5-year limited warranty. Complete warranty terms located at: www.acuitybrands.com/CustomerResources/Terms_and_conditions.aspx

Note: Actual performance may differ as a result of end-user environment and application.

All values are design or typical values, measured under laboratory conditions at 25 °C.

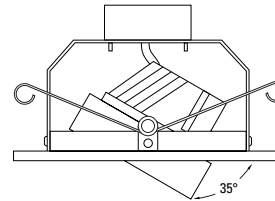
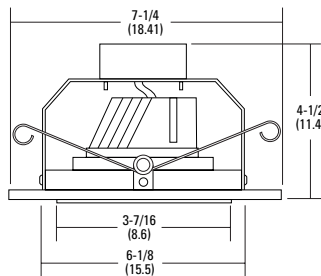
Specifications subject to change without notice.

6G1

IC/Non-IC
Retrofit Gimbal



Specifications	
Aperture:	3-7/16 (8.6)
Ceiling opening:	as rough-in
Length:	6-1/8 (15.5)
Height:	4-1/2 (11.4)
Overlap trim:	7-1/4 (18.41)



E26 Adaptor



Hardwire Kit (included)

All dimensions are in inches (centimeters) unless otherwise indicated.

ORDERING INFORMATION

Example: 6G1MW LED 40K 90CRI L7XLED T24

6G1		LED		Voltage		Options	
Series/Finish		Lamp	CCT/CRI/W/Lumens ²		Voltage		Options
Series	Finish	LED	(blank)	3000K/83CRI/10.8W/620L	(blank)	120V	L/SKTWHIP No E26 Adapter (CA only)
6G1	6" Gimbal module	MW	27K 90CRI	2700K/91CRI/11W/680L ³			L7XLED T24 IC/Non-IC rated, new construction rough-in LED base
		MB	30K 90CRI	3000K/91CRI/10.3W/790L			L7XRLED T24 IC/Non-IC rated, remodel rough-in LED base ⁵
		BN	40K 90CRI	4000K/94CRI/10.5W/820L			LC6LED T24 IC/Non-IC rated, new construction rough-in LED base
		ORB					L7X IC/Non-IC rated, new construction rough-in ⁴
							L7XR IC/Non-IC rated, remodel rough-in ^{4,5}
							LC6 IC/Non-IC rated, new construction rough-in ⁴

Accessories: Order as separate catalog number.

TSA6	Makes non-bracket housings compatible with LED module	RK1 CG52178 E26 ADAPTER/MALE PLUG BAL DISC ASM	E26 Adapter
FL2LED	Makes L7XF housings compatible with LED module		



FL2LED
Fluorescent Adapter Kit

Notes

- 1 Available in 90CRI only.
- 2 Total system delivered lumens.
- 3 L/SKTWHIP must be selected for 27K product shipping to California.
- 4 Must be ordered on separate line.
- 5 Must order with CTR6 accessory.

6G1 6" LED Gimbal Module

PHOTOMETRICS

Distribution Curve

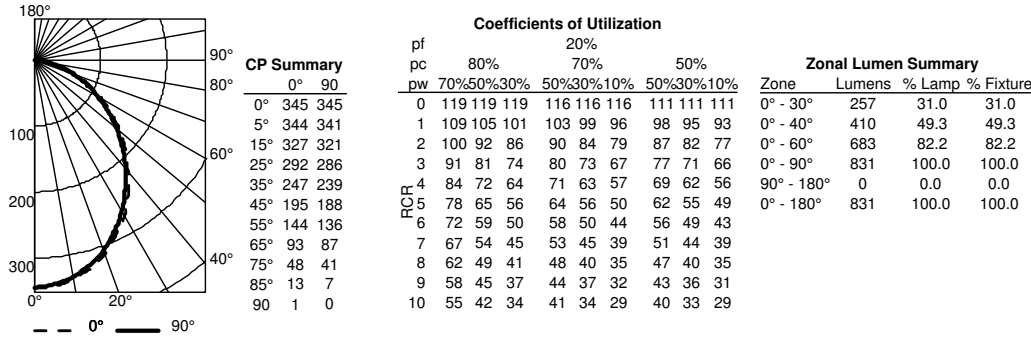
Distribution Data

Output Data

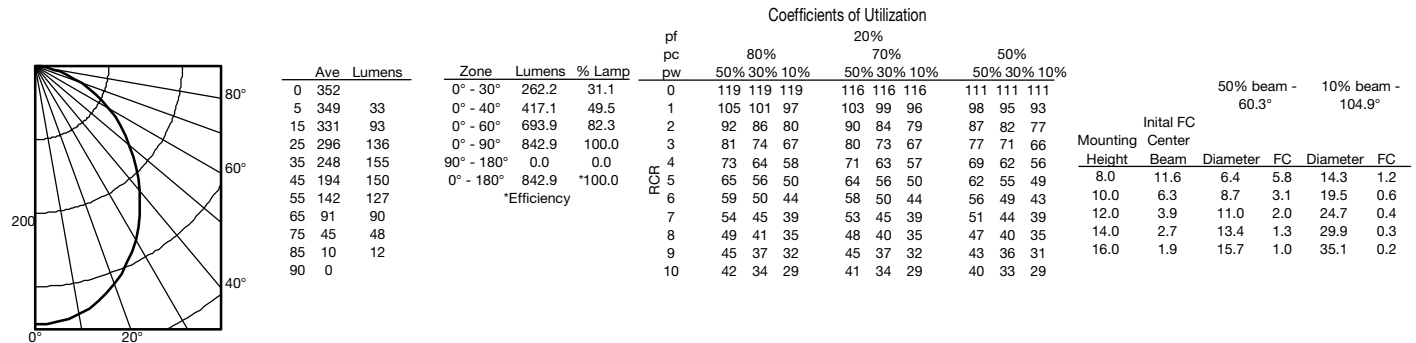
Coefficient of Utilization

Illuminance Data at 30" Above Floor for a Single Luminaire

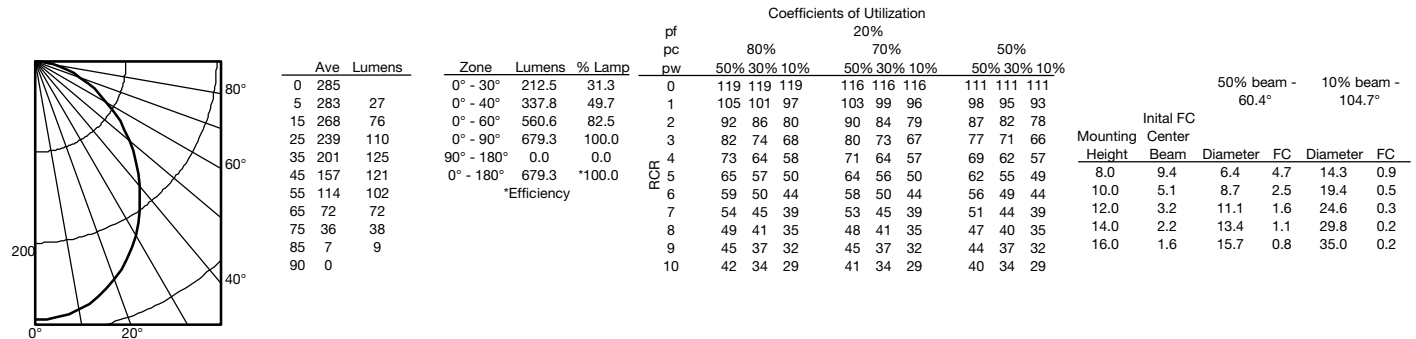
6G1MW LED 40K 90CRI, 4000 K LEDs, input watts: 10.5, delivered lumens: 831, LM/W = 79 test no. LTL28362, tested in accordance with IESNA LM 79-80.



6G1MW LED 30K 90CRI, 3000 K LEDs, input watts: 10.3, delivered lumens: 842, LM/W = 87, test no. LTL28363, tested in accordance with IESNA LM 79-80.



6G1MW LED 27K 90CRI, 27000 K LEDs, input watts: 11, delivered lumens: 678, LM/W = 62, test no. LTL28364, tested in accordance with IESNA LM 79-80.



ENERGY DATA - 6G1

Lumens	680	790	820
watts	11	10.32	10.54
LPW	61.2	76.6	77.8
CRI	91	91	94
Color Temp	2700	3000	4000
Minimum Starting Temp	0°F (-18°C)	0°F (-18°C)	0°F (-18°C)
EMI/RFI	FCC Title 47 CFR, Part 15, Class A	FCC Title 47 CFR, Part 15, Class A	FCC Title 47 CFR, Part 15, Class A
Min. Power Factor	0.80	0.80	0.80
Input current	0.09A	0.09A	0.09A

Catalog
Number

Notes

LED lighting facts®
A Program of the U.S. DOE

Light Output (Lumens)	680
Watts	11
Lumens per Watt (Efficacy)	61.82

Color Accuracy Color Rendering Index (CRI)	91
---	----

Light Color
Correlated Color Temperature (CCT) **2700 (Warm White)**

2700K 3000K 4500K 6500K

All results are according to IESNA LM-79-2008: Approved Method for the Electrical and Photometric Testing of Solid-State Lighting. The U.S. Department of Energy (DOE) verifies product test data and results.

Visit www.lightingfacts.com for the Label Reference Guide.

Registration Number: JB22-BHP4GT (7/15/2015)
Model Number: 6G1XX LED 27K
Type: Luminaire - Downlight

LED lighting facts®
A Program of the U.S. DOE

Light Output (Lumens)	790
Watts	10.32
Lumens per Watt (Efficacy)	76.55

Color Accuracy Color Rendering Index (CRI)	91
---	----

Light Color
Correlated Color Temperature (CCT) **3000 (Bright White)**

2700K 3000K 4500K 6500K

All results are according to IESNA LM-79-2008: Approved Method for the Electrical and Photometric Testing of Solid-State Lighting. The U.S. Department of Energy (DOE) verifies product test data and results.

Visit www.lightingfacts.com for the Label Reference Guide.

Registration Number: JB22-L5BYKU (7/15/2015)
Model Number: 6G1XX LED 30K
Type: Luminaire - Downlight

LED lighting facts®
A Program of the U.S. DOE

Light Output (Lumens)	820
Watts	10.54
Lumens per Watt (Efficacy)	77.8

Color Accuracy Color Rendering Index (CRI)	94
---	----

Light Color
Correlated Color Temperature (CCT) **4000 (Bright White)**

2700K 3000K 4500K 6500K

All results are according to IESNA LM-79-2008: Approved Method for the Electrical and Photometric Testing of Solid-State Lighting. The U.S. Department of Energy (DOE) verifies product test data and results.

Visit www.lightingfacts.com for the Label Reference Guide.

Registration Number: JB22-1LIA54 (7/15/2015)
Model Number: 6G1XX LED 40K
Type: Luminaire - Downlight

LED lighting facts®
A Program of the U.S. DOE

Light Output (Lumens)	620
Watts	10.8
Lumens per Watt (Efficacy)	57

Color Accuracy Color Rendering Index (CRI)	83
---	----

Light Color
Correlated Color Temperature (CCT) **3000 (Bright White)**

2700K 3000K 4500K 6500K

Warranty** **Yes**

All results, except LED Lumen Maintenance, are according to IESNA LM-79-2008: Approved Method for the Electrical and Photometric Testing of Solid-State Lighting. The U.S. Department of Energy (DOE) verifies product test data and results.

** See www.lightingfacts.com/products for details.

Registration Number: JB22-VTHFPZ (8/7/2013)
Model Number: 6G1 [Updated 7-29-13]
Type: Recessed downlight