

FEATURES & SPECIFICATIONS

INTENDED USE — The EPANL Series LED Edge-Lit Flat Panel provides a fully luminous appearance across the face of the lens. This provides a soft, glare-free solution that is visually comfortable within the space. Suitable for many lighting applications including schools, offices and other commercial spaces, retail, convenience stores, hospitals and healthcare facilities. **Certain airborne contaminants can diminish the integrity of acrylic and/or polycarbonate.** [Click here for Acrylic-Polycarbonate Compatibility table for suitable uses.](#)

CONSTRUCTION — Built to last with an aluminum frame for strength and durability, the seamless frame prevents light leak in the corners. The satin white lens provides excellent shielding and fully luminous appearance. EPANL's low-profile design provides increased installation flexibility especially in restricted plenum spaces. The back plate includes integral T-bar clips for installation into 15/16" T-grid ceilings. Clips for 9/16" T grid installation are available. See Accessories section on bottom of page. This must be ordered as a separate item. Fixture may be mounted and wired in continuous rows.

ELECTRICAL — Long-life LEDs, coupled with a high-efficiency driver, provide superior illumination for extended service life. 70% LED lumen maintenance at 60,000 hours (L70/60,000). 0-10V dimming driver, dims to 10%.

LISTINGS — CCSA certified to meet US and Canadian standards. DesignLights Consortium® (DLC) Premium qualified product. Not all versions of this product may be DLC Premium qualified. Please check the DLC Qualified Products List at www.designlights.org/QPL to confirm which versions are qualified. Damp location listed. IC rated. IP5X rated.

WARRANTY — 5-year limited warranty. Complete warranty terms located at: www.acuitybrands.com/CustomResources/Terms_and_conditions.aspx

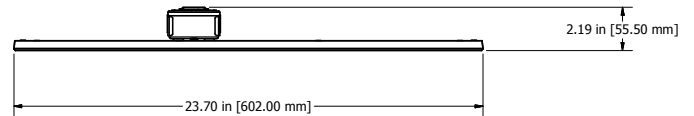
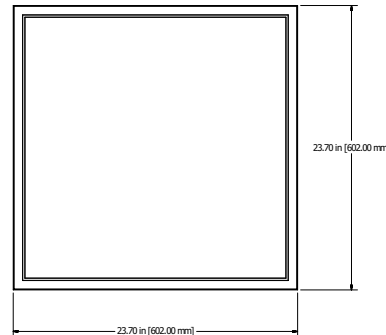
Note: Actual performance may differ as a result of end-user environment and application. All values are design or typical values, measured under laboratory conditions at 25 °C. Specifications subject to change without notice.

Catalog Number
Notes
Type



EPANL LED

2' x 2'



ORDERING INFORMATION

Lead times will vary depending on options selected. Consult with your sales representative.

Example: EPANL 2X2 3400LM 80CRI 35K MIN10 ZT MVOLT

Series	Lumens	CRI	Color Temperature	Minimum Dimming Level	Control	Voltage
EPANL 2X2 2X2 LED Flat Panel	3400LM 3400 nominal lumens	80CRI 80 CRI	35K 3500K 40K 4000K	MIN10 Dims to 10%	ZT 0-10V Dimming NPP16D nLight enabled ^{1,6}	MVOLT 120-277V 347 347V ¹ 120 120V 277 277V

Emergency Options	Options																				
E10WCP Power Sentry LED Emergency battery pack (T20 CEC Compliant) ^{2,3}	<table border="0"> <tr> <td>CL80</td> <td>Constant lumen output, 80%⁴</td> <td>GLR</td> <td>Fast-blowing fuse⁶</td> </tr> <tr> <td>PWS1836</td> <td>6' pre-wire, 3/8" diameter, 18 gauge, 1 circuit</td> <td>GMF</td> <td>Slow-blowing fuse⁶</td> </tr> <tr> <td>PWS1846</td> <td>6' pre-wire, 3/8" diameter, 18 gauge, 2 circuit</td> <td>CP</td> <td>Chicago plenum</td> </tr> <tr> <td>PWS1846 PWSLV</td> <td>Two cables: one 6' pre-wire, 3/8" diameter, 18 gauge, 2 circuits; one 6' pre-wire, 3/8" diameter, 18 gauge, purple and gray⁵</td> <td>RRL_</td> <td>RELOC[®]-ready luminaire⁷</td> </tr> <tr> <td>PWS1856LV</td> <td>6' pre-wire, 3/8" diameter, 18 gauge, 1 circuit w/low voltage purple and grey wires⁵</td> <td></td> <td></td> </tr> </table>	CL80	Constant lumen output, 80% ⁴	GLR	Fast-blowing fuse ⁶	PWS1836	6' pre-wire, 3/8" diameter, 18 gauge, 1 circuit	GMF	Slow-blowing fuse ⁶	PWS1846	6' pre-wire, 3/8" diameter, 18 gauge, 2 circuit	CP	Chicago plenum	PWS1846 PWSLV	Two cables: one 6' pre-wire, 3/8" diameter, 18 gauge, 2 circuits; one 6' pre-wire, 3/8" diameter, 18 gauge, purple and gray ⁵	RRL_	RELOC [®] -ready luminaire ⁷	PWS1856LV	6' pre-wire, 3/8" diameter, 18 gauge, 1 circuit w/low voltage purple and grey wires ⁵		
CL80	Constant lumen output, 80% ⁴	GLR	Fast-blowing fuse ⁶																		
PWS1836	6' pre-wire, 3/8" diameter, 18 gauge, 1 circuit	GMF	Slow-blowing fuse ⁶																		
PWS1846	6' pre-wire, 3/8" diameter, 18 gauge, 2 circuit	CP	Chicago plenum																		
PWS1846 PWSLV	Two cables: one 6' pre-wire, 3/8" diameter, 18 gauge, 2 circuits; one 6' pre-wire, 3/8" diameter, 18 gauge, purple and gray ⁵	RRL_	RELOC [®] -ready luminaire ⁷																		
PWS1856LV	6' pre-wire, 3/8" diameter, 18 gauge, 1 circuit w/low voltage purple and grey wires ⁵																				

Accessories: Order as separate catalog number.	
DGA22	Drywall grid adapter for 2x2 recessed fixture.
PS1055CP FMC BRKT	Power Sentry emergency constant power battery pack field installation kit (T20 CEC Compliant). ²
2X2SMKSH	2'x2' Surface Mount Troffer Kit. See Mounting Data on page 2.
EPANL TGRID CLIP J4	Pack of 4 grid clips for 9/16" T grid compatibility.
EPANL TGRID CLIP J50	Pack of 50 grid clips for 9/16" T grid compatibility.

Emergency Battery Estimated Lumens
Use the formula below to estimate the delivered lumens in emergency mode
Estimated Lumens = 1.25 x P x LPW
P = Output power of emergency driver (10W for PS1050DL)
LPW = Lumen per watt rating of the luminaire.

Notes

- Not available with emergency options.
- When using pre-wire option, use PWS1846 or PWS1846 PWSLV.
- Please refer to Emergency Battery Estimated Lumen section for lumen estimation.
- Requires nLIGHT.
- Not available with nLight wired/wireless network or individual controls.
- Requires specific voltage.
- For ordering logic consult [RRL_2013](#).

EPANL LED Flat Panel

EPANL compatible with Sensor Switch™ [WSX-D](#) and [SPOD](#) wall switches.



WSX-D



SPOD

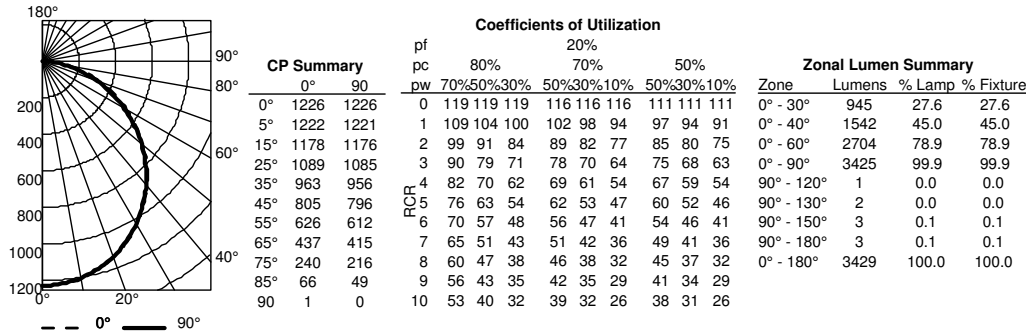
nLight® Wired Control Accessories:

Order as separate catalog number. Visit www.acuitybrands.com/products/controls/nlight.

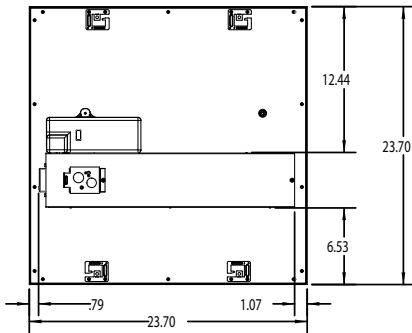
WallPod stations	Model number	Occupancy sensors	Model number
On/Off	nPODM [color]	Small motion 360°, ceiling (PIR / dual tech)	nCM 9 RJB / nCM PDT 9 RJB
On/Off & raise/lower	nPODM DX [color]	Large motion 360°, ceiling (PIR / dual tech)	nCM10 RJB / nCM PDT 10 RJB
Graphic touchscreen	nPOD GFX [color]	Wall switch with raise/lower	nWSX PDT LV DX [color]
Photocell controls	Model number	Cat-5 cable (plenum rated)	Model number
Full range dimming	nCM ADCX RJB	10' cable	CAT5 10FT J1
		30' cable	CAT5 30FT J1

PHOTOMETRICS

EPANL 2X2 3400LM 80CRI 40K, 3479 delivered lumens, tested in accordance to IESNA LM-79.



DIMENSIONS



Performance Data			
Lumen Package	Lumens	Input Watts	LPW
3400LM 80CRI 35K	3285	31.3	105
3400LM 80CRI 40K	3479	30.8	113

2X2SMKSH

SURFACE MOUNT KIT - MOUNTING DATA

